

Part Number	
Project Notes	

## High-Bay

### HB CLASSIC SERIES

### Product Description:

The HB Series Classic high bay fixture combines the traditional round look of an HID high bay with the classic driver housing creating an un-paralleled aesthetic design. The attention to detail doesn't stop at the design as this fixture line exceeds 150 lm/watt with custom LED driver powered by Delta™. The Classic from Foreverlamp provides many lumen options for "true up-light" with interchangeable LED bulbs as well as powerful one-piece integrated designs that exceed the DLC premium requirement. Options include high efficiency premium acrylic reflectors for maximum durability and photometric performance. With lumen packages from 20,000 through 75,000 the Classic series has replacement options for 1000W through 250W HID applications.



HB1 Classic



HB2 Classic

### Performance Summary:

- Delivered Light Output:** 20,000 to 75,000 Lumens
- Input Power:** Up to 530W on HB5 & Up to 250W on HB1, HB2
- Power Source:** Electronic driver powered by Delta™
- CCT:** 5000°K/4000°K
- Input Voltage:** 120-277 VAC(HB1, HB2), 200-277 VAC(HB5) & 277-480 VAC(HB5)
- Limited Warranty:** 5 years
- Mounting:** Hook, 18/3 4' SJO cord(HB5-27), 2' SJO cord(HB5-48) & 4' SJO cord(HB1, HB2) with connector
- Weight:** HB1-54C-12lbs, HB2-14lbs; HB5-20lbs
- Dimming:** 0-10V Standard
- Listing:** cUL Listed, selected models DLC & LDL
- LED Lifespan L70:** HB1-60,000 hours HB2, HB5-100,000 hours
- Environmental: Ambient Temperature:** HB1, HB2:-20C to +55C; HB5:-20C to +65C



HB5 Classic

### Ordering Information

**Example:** HB1-54C-20U-850-12-H-A-D-W



Product	Type of Construction	Lumen Package	CRI	Kelvin	Input Voltage	Mounting	Optic	Controls	Accessories
HB1	54C=IP54 Classic	20U, 24U	8=83+ 9=90+	40=4000K 50=5000K	12=120V-277V	H= Hook, Cord, connector P= Pendant <sup>a</sup>	A= Acrylic L= Aluminum <sup>b</sup> F=Frosted <sup>b</sup>	D=0-10V (Standard) N= Nedap IOT Node	W= Wireguard F=Flat Lens <sup>c</sup> C= Conical Lens <sup>c</sup>
HB2	65C=IP65 Classic	26D			27=200-277V		WL= White painted Aluminum		
HB5	65C=IP65 Classic	78D	7=70+		48= 277-480V				
	65=IP65	76D							

Product	Lumen Package	Uplight	Fixture Watts	Lumens/Watts	Certifications
HB1	20U=20,000	√	214	106	LDL
	24U=24,000	√	220	109	LDL
HB2	26D=26,000(4K)		186	138	DLC Premium
	26D=28,500(5K)		190	150	DLC Premium
HB5	78D=78,000		535	145	DLC Premium
	76D=76,500		528	145	DLC Premium

#### Options( order separately):

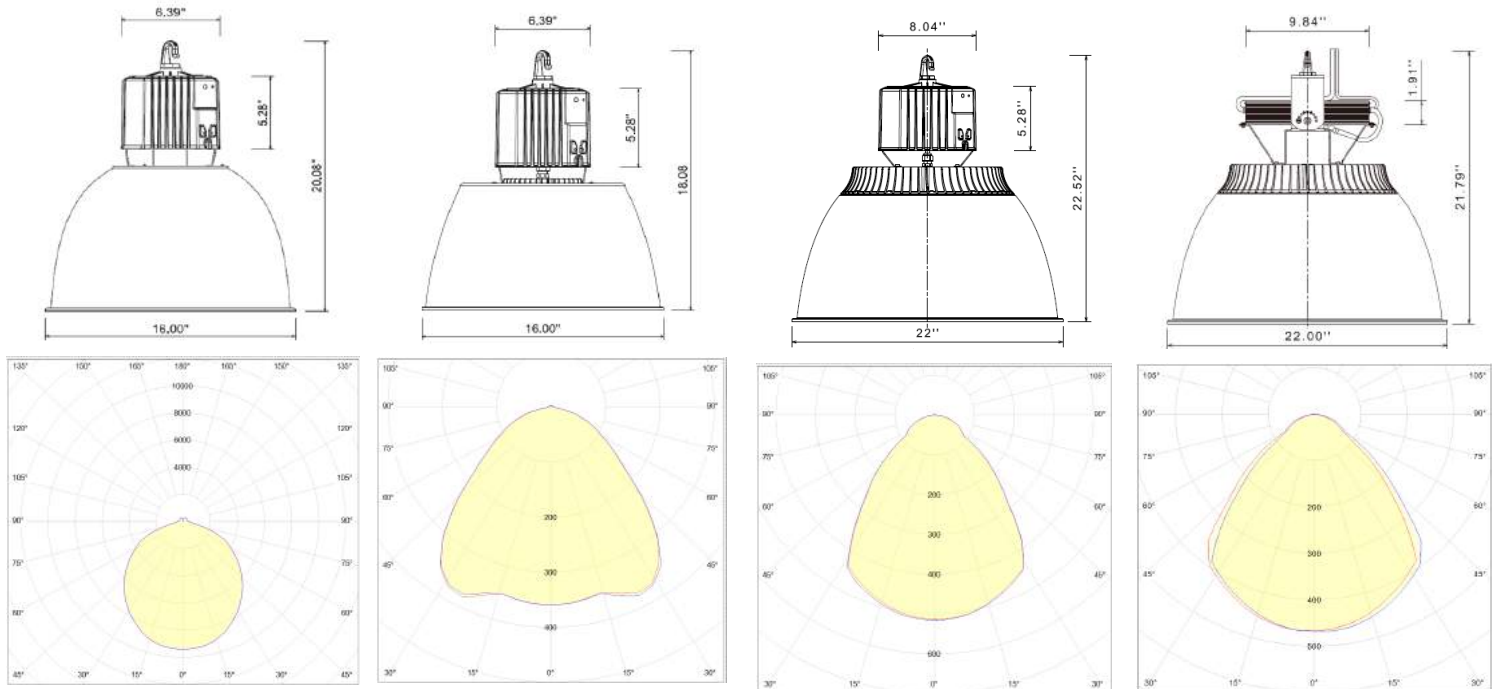
- ECM-1**- Electronic Control Module
- FL-CRD-03**- Bi-level low voltage motion sensor, 13'-40' mounting height, with high bay lens
- 347V** Input voltage- available with HB2 only
- 24JB** - Junction box

#### Notes:

- a-** Junction box required for pendant installation.
- b-** Available in HB2 only.
- c-** Available with HB2 and HB5 only

Part Number	
Project Notes	

## Product Dimensions & Photometry



**HB1 Classic**

**HB2 Classic**

**HB5 Classic**

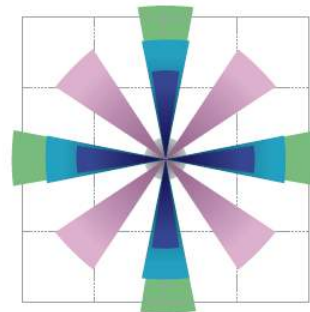
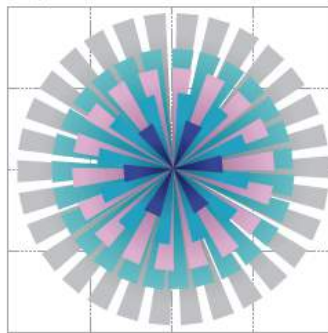
**HB5 480V**

## Sensor Detection Area - High Bay Lens

**BL-HBL-40**

**BL-HBL-50**

**Top View**



**Front View**

